

Scaled data based on original data using
LM-79-08 Approved Method: Electrical and Photometric Measurements of Solid-
State Lighting Products

Test Report Prepared for
Cooper Lighting Solutions
(formerly Eaton)

Brand: INVUE

Report Number: P173655

Luminaire Tested: **ENT-FXX-LED-E1-SLL-7030-CWB**

Issue Date: 03/03/2020

Test Information

Test Method: LM-79-08
Report Number: P173655
REPORT IS SCALED FROM IESNA LM-79-08 TEST DATA (P33647)
Test Lab: INNOVATION CENTER-P3
Issue Date: 03/03/2020
Manufacturer: COOPER LIGHTING SOLUTIONS (FORMERLY EATON)
Product Line: INVUE
Catalog Number: ENT-FXX-LED-E1-SLL-7030-CWB
Description: ENTRI LED LUMINAIRE, EMERGENCY MODE
LIGHTBARS WITH AccuLED OPTICS - 90° SPILL LIGHT ELIMINATOR LEFT
Light Source: (14) 3000K CCT, 70 CRI LEDs
Ballast/Driver: -

Summary

Lumens per Lamp: N/A
Luminaire Lumens: 1188.6 lumens
Efficiency: N/A
Efficacy: 216.1 lumens/watt
Luminous Opening: Rectangular (W 1' x L: 0.33' x H: 0')
IES Classification: Type IV - Short - Non-Cutoff
BUG Rating: B0 - U0 - G1

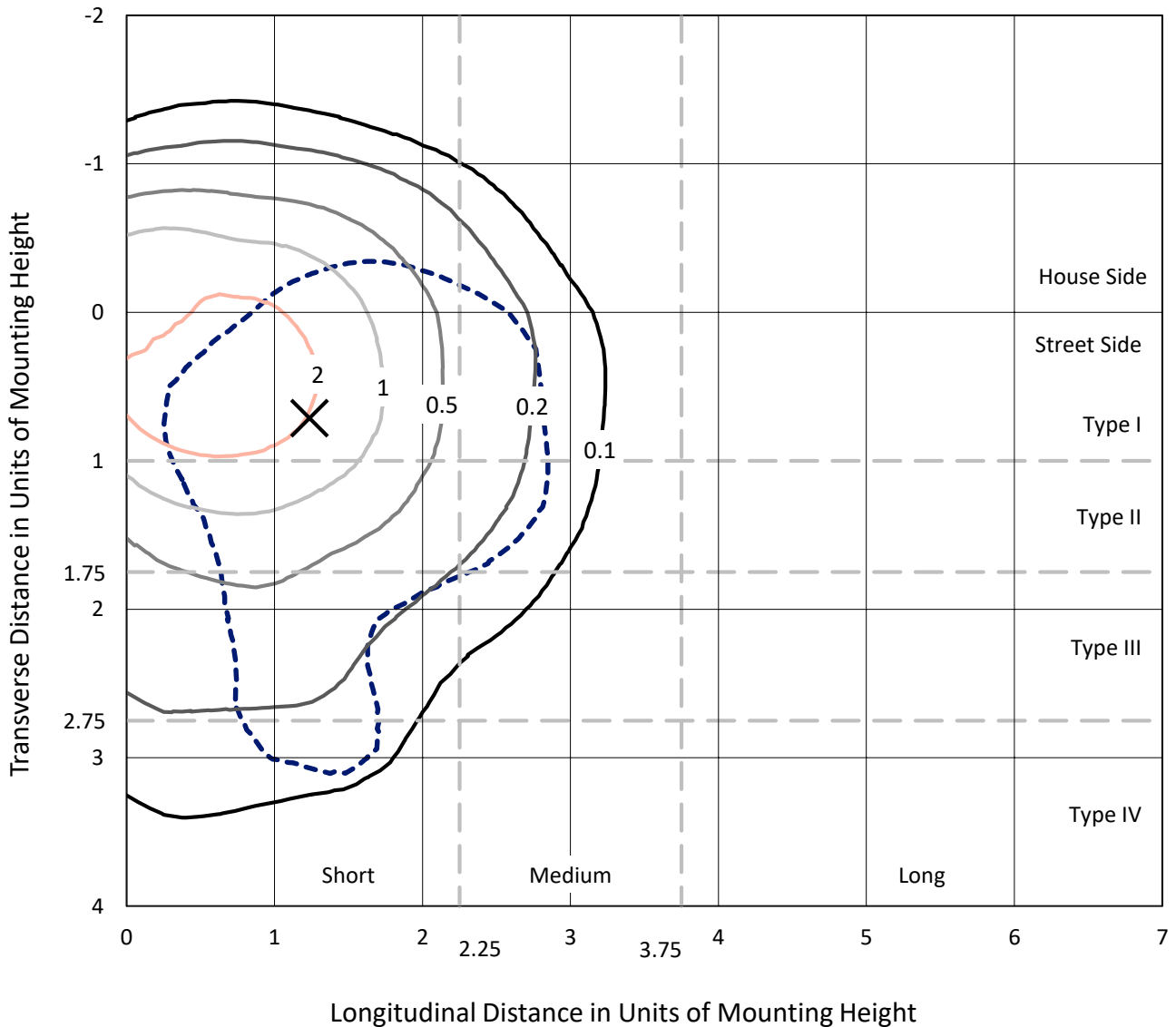
Input Watts (W): 5.5
Input Voltage (V): NR
Input Current (Ain): NR
Voltage Rise (V): NR
Power Factor: NR
Total Harmonic Distortion (THDi): NR
Frequency (hertz): 60
Stabilization Time: NR
Operation Time: NR
Ambient Temperature (°C): NR
Test Distance: 25 FT



REPORT NUMBER: P173655
 CATALOG NUMBER: ENT-FXX-LED-E1-SLL-7030-CWB

Iso-Footcandle Lines of Horizontal Illumination

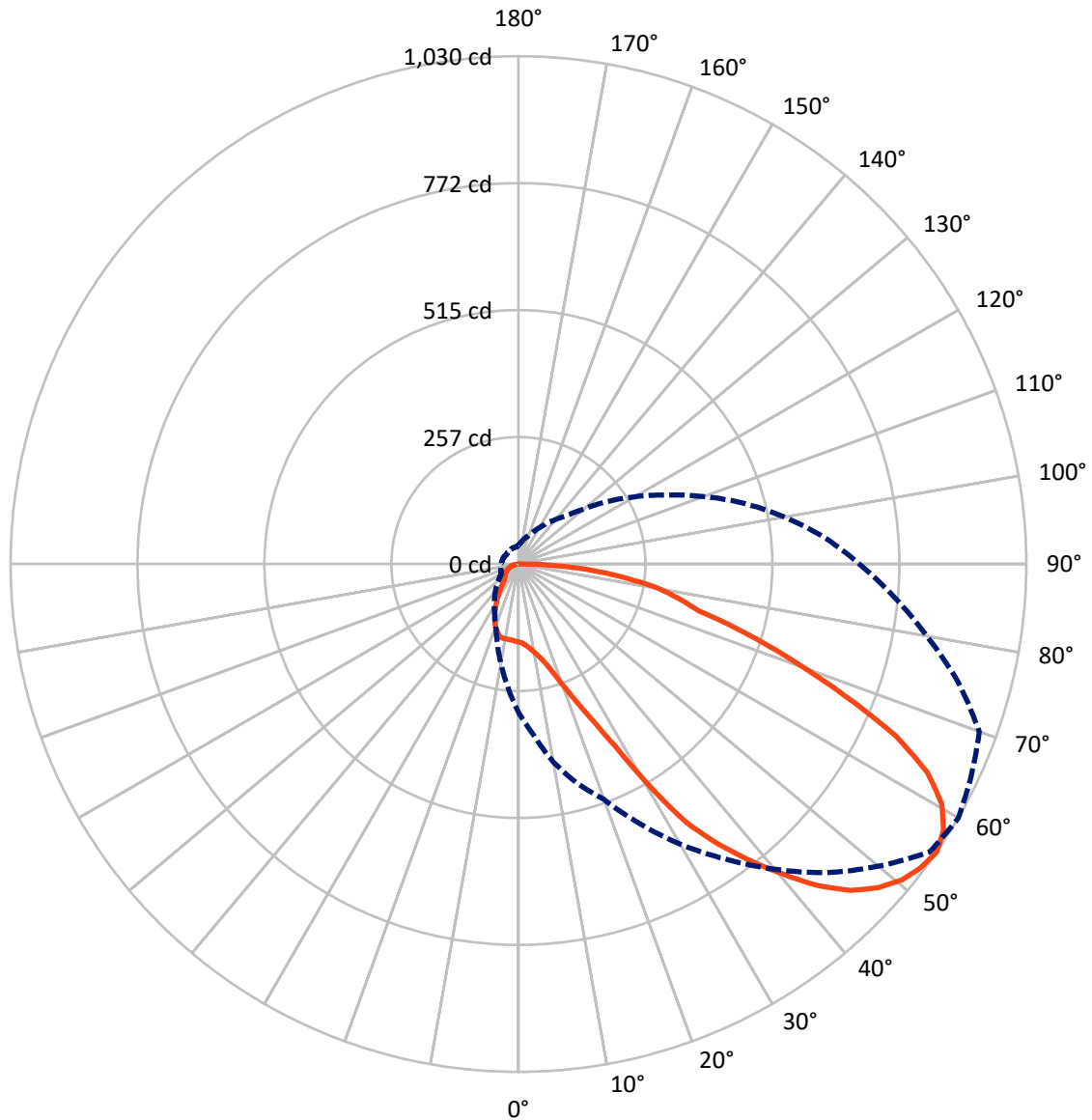
✕ Max cd
 - - - 1/2 Max cd



Based on 10 foot mounting height. Maximum calculated value = 3.8 fc
 Type IV - Short - Non-Cutoff

REPORT NUMBER: P173655
CATALOG NUMBER: ENT-FXX-LED-E1-SLL-7030-CWB

Luminous Intensity Polar Plot



— Vertical Plane Through 60-Deg Lateral - - - Horizontal Cone Through 55-Deg Vertical

REPORT NUMBER: P173655

CATALOG NUMBER: ENT-FXX-LED-E1-SLL-7030-CWB

FLUX DISTRIBUTION:

		Downward	Upward	Total
House Side	Lumens	297.1	0.0	297.1
	% Fixture	25.0	0.0	25.0
Street Side	Lumens	891.5	0.0	891.5
	% Fixture	75.0	0.0	75.0
Total	Lumens	1188.6	0.0	1188.6
	% Fixture	100.0	0.0	100.0

Coefficient of Utilization

ZONAL LUMENS:

Zone	Lumens	% Fixture
0°-10°	15.6	1.3
10°-20°	51.3	4.3
20°-30°	99.5	8.4
30°-40°	156.4	13.2
40°-50°	209.1	17.6
50°-60°	245.3	20.6
60°-70°	232.8	19.6
70°-80°	140.5	11.8
80°-90°	38.1	3.2
90°-100°	0.0	0.0
100°-110°	0.0	0.0
110°-120°	0.0	0.0
120°-130°	0.0	0.0
130°-140°	0.0	0.0
140°-150°	0.0	0.0
150°-160°	0.0	0.0
160°-170°	0.0	0.0
170°-180°	0.0	0.0
0°-90°	1188.6	100.0
0°-180°	1188.6	100.0



REPORT NUMBER: P173655

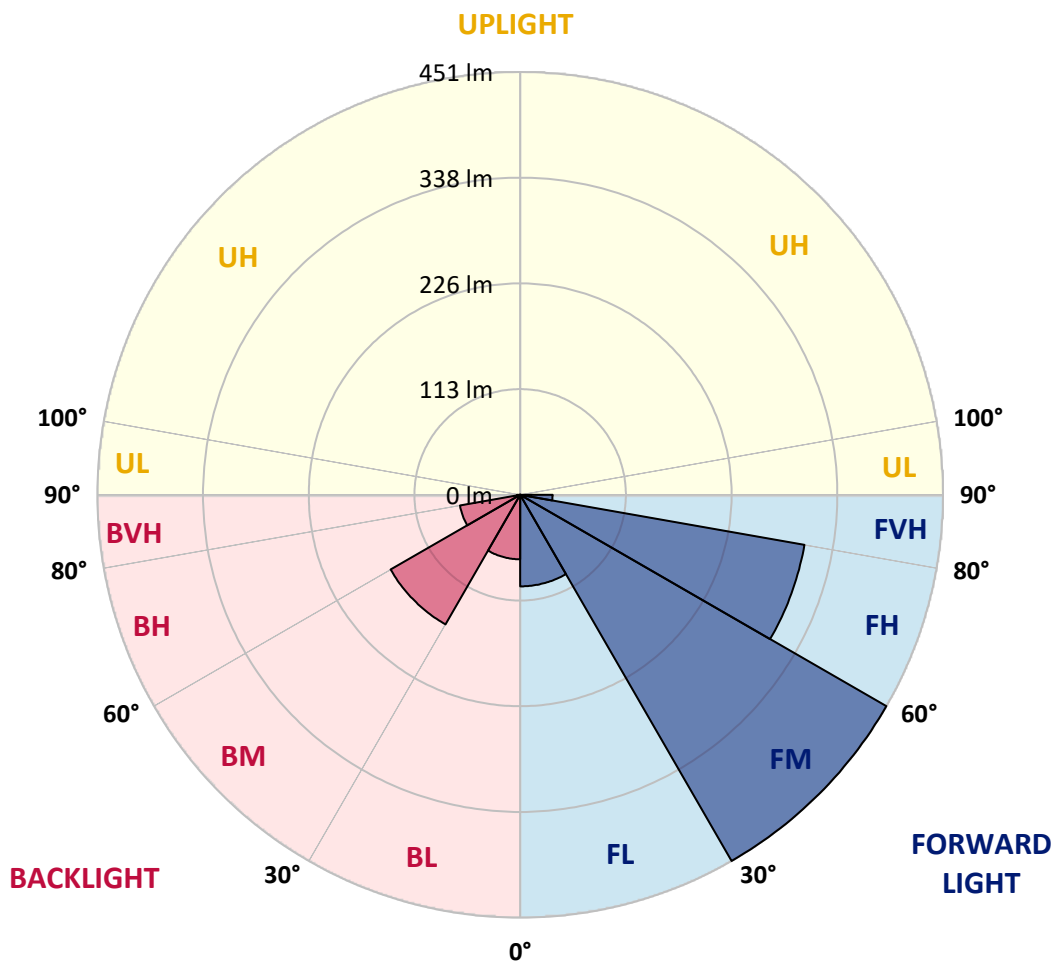
CATALOG NUMBER: ENT-FXX-LED-E1-SLL-7030-CWB

LUMINAIRE CLASSIFICATION SYSTEM LUMEN TABLE AND BUG RATING:

Zone		Lumens	% Fixture	Zone Rating/Lumen Limit		
				B	U	G
FL	(0°-30°)	97.7	8.2			
FM	(30°-60°)	451.2	38.0			
FH	(60°-80°)	308.0	25.9			G0/660
FVH	(80°-90°)	34.6	2.9			G1/100
BL	(0°-30°)	68.8	5.8	B0/110		
BM	(30°-60°)	159.7	13.4	B0/220		
BH	(60°-80°)	65.2	5.5	B0/110		G0/110
BVH	(80°-90°)	3.5	0.3			G0/10
UL	(90°-100°)	0.0	0.0		U0/0	
UH	(100°-180°)	0.0	0.0		U0/0	

BUG Rating: B0-U0-G1

Type IV Short





REPORT NUMBER: P173655
 CATALOG NUMBER: ENT-FXX-LED-E1-SLL-7030-CWB

CANDELA DISTRIBUTION (FULL):

	0°	5°	10°	15°	20°	25°	30°	35°	40°	45°	50°
0°	158.4	158.4	158.4	158.4	158.4	158.4	158.4	158.4	158.4	158.4	158.4
2.5°	161.8	161.6	161.8	161.6	161.6	161.6	161.8	161.6	160.9	160.9	161.1
5°	165.8	165.8	165.8	166.0	166.0	166.3	166.7	166.3	166.0	167.2	166.3
7.5°	170.4	170.4	171.1	171.4	172.1	172.1	173.1	172.8	173.8	174.5	173.8
10°	177.5	176.7	178.5	178.5	180.4	180.7	181.6	181.9	183.6	185.0	183.8
12.5°	187.7	188.2	191.1	191.6	194.1	194.1	194.1	195.0	196.3	197.2	196.0
15°	206.0	207.0	210.9	211.2	215.3	213.6	215.6	215.8	215.6	216.3	214.6
17.5°	229.7	232.4	238.0	239.2	241.2	244.6	244.6	244.1	245.3	246.1	241.4
20°	258.8	263.4	269.8	272.2	277.6	283.4	283.2	282.2	282.5	280.5	275.4
22.5°	291.5	302.0	312.5	316.4	320.3	327.6	332.2	330.8	332.0	327.6	323.0
25°	328.8	345.9	361.8	367.6	381.8	394.7	396.7	395.7	390.3	386.2	381.6
27.5°	351.8	374.2	396.0	410.9	435.0	455.8	459.9	466.7	468.5	471.9	460.6
30°	356.7	384.7	411.8	434.5	463.6	488.2	515.6	535.8	549.5	560.2	552.9
32.5°	360.1	391.8	421.8	450.4	474.3	510.2	544.6	574.6	614.7	629.3	643.3
35°	361.1	397.4	431.3	463.6	494.6	530.2	567.1	600.0	654.2	697.7	727.5
37.5°	359.6	401.6	441.4	480.7	517.5	556.8	595.6	627.9	680.6	736.8	776.8
40°	353.7	400.1	445.5	489.7	534.4	582.9	627.4	662.3	711.6	778.0	831.2
42.5°	346.2	394.0	444.0	492.6	542.9	600.0	653.7	696.2	750.6	817.8	878.3
45°	336.6	386.4	438.2	489.5	543.6	607.1	668.4	722.8	780.7	855.4	913.7
47.5°	324.9	375.7	430.4	482.4	538.8	607.3	675.2	737.5	801.0	881.2	944.2
50°	313.9	364.5	421.6	472.9	529.5	601.3	674.5	744.1	813.4	896.4	962.5
52.5°	305.4	354.9	414.0	465.3	518.7	591.3	667.2	740.9	815.3	898.3	966.0
55°	300.0	347.1	407.7	460.2	508.0	580.5	655.9	729.9	808.0	885.4	953.3
57.5°	300.7	345.7	404.0	459.2	500.2	571.2	643.3	714.3	785.3	859.0	929.1
60°	308.3	348.9	402.0	452.3	505.1	572.2	637.6	697.0	753.8	821.7	887.1
62.5°	327.4	362.3	405.2	457.0	515.1	581.5	634.0	670.1	704.0	771.9	838.5
65°	363.5	393.8	428.2	473.6	530.5	594.4	619.1	626.4	648.1	712.8	779.0
67.5°	398.9	434.8	454.3	483.3	536.6	598.1	601.3	569.8	569.3	632.2	680.1
70°	433.1	485.1	492.9	509.0	545.3	594.2	582.7	521.9	494.3	502.9	530.7
72.5°	410.6	488.5	494.1	499.0	520.7	566.1	552.9	470.9	409.1	398.2	429.6
75°	313.4	412.3	425.5	416.9	428.9	463.6	461.1	396.9	375.9	383.3	395.5
77.5°	225.6	317.8	346.4	318.6	315.4	337.8	331.5	336.9	376.7	387.4	384.5
80°	130.8	201.9	242.7	216.0	206.5	220.7	245.6	283.2	326.6	349.8	354.2
82.5°	81.8	119.1	162.1	151.8	138.9	163.8	202.4	228.7	250.2	271.4	272.7
85°	35.4	51.0	79.1	83.0	102.8	125.0	155.7	163.3	186.7	203.1	188.9
87.5°	1.2	1.2	19.0	28.3	50.3	90.3	122.3	109.4	110.8	97.2	90.6
90°	0.0	0.0	0.0	0.0	0.0	0.0	0.0	0.0	0.0	0.0	0.0



REPORT NUMBER: P173655
 CATALOG NUMBER: ENT-FXX-LED-E1-SLL-7030-CWB

CANDELA DISTRIBUTION (continued):

	55°	60°	65°	70°	75°	80°	85°	90°	95°	100°	105°
0°	158.4	158.4	158.4	158.4	158.4	158.4	158.4	158.4	158.4	158.4	158.4
2.5°	161.1	160.6	160.9	160.1	160.1	160.4	160.4	159.6	159.6	159.6	159.4
5°	166.7	166.3	166.0	165.5	164.8	165.3	164.5	164.1	163.3	163.1	162.3
7.5°	174.1	173.3	173.1	171.9	170.9	170.4	169.9	168.2	167.4	167.0	166.0
10°	182.6	182.6	182.1	179.7	178.9	177.2	175.5	173.6	172.1	169.9	168.7
12.5°	193.6	194.3	192.6	190.4	188.7	185.3	182.1	179.4	176.5	173.3	171.4
15°	209.9	210.4	207.0	205.1	202.4	198.5	193.6	189.2	184.8	180.4	176.7
17.5°	234.1	233.4	228.5	226.5	221.9	215.3	208.7	202.9	196.3	190.2	185.5
20°	269.0	266.1	253.4	252.7	246.8	237.5	228.0	219.4	210.7	202.9	195.0
22.5°	311.5	304.9	295.6	285.1	273.9	263.6	252.4	240.5	229.5	219.7	211.2
25°	366.9	352.3	343.7	329.6	319.8	301.7	286.1	276.6	261.7	250.5	239.5
27.5°	440.9	417.7	405.2	389.8	368.1	355.4	334.2	315.9	300.0	281.5	269.3
30°	536.8	519.7	488.5	467.0	436.9	406.2	380.1	356.2	335.4	313.2	295.1
32.5°	635.4	624.7	588.1	548.0	502.4	457.2	418.9	389.4	362.3	337.4	316.6
35°	719.2	697.0	661.1	619.1	560.5	508.2	459.7	422.1	388.4	357.4	331.3
37.5°	773.1	763.3	727.0	679.4	615.2	558.8	508.5	464.0	422.1	381.6	347.9
40°	833.2	827.5	797.0	738.7	679.4	610.3	552.9	506.0	460.9	412.5	368.4
42.5°	886.9	892.0	860.8	809.5	740.9	663.0	602.0	550.0	498.5	449.2	398.2
45°	935.0	944.2	921.3	873.7	798.5	713.3	649.6	593.0	536.8	482.9	426.0
47.5°	971.1	981.1	961.8	924.5	846.1	755.3	691.3	627.9	569.0	507.0	446.7
50°	1001.4	1007.2	992.6	959.9	884.7	796.1	724.8	658.1	593.0	526.1	460.2
52.5°	1018.9	1022.3	1007.9	984.3	914.0	826.3	750.9	679.1	609.8	539.3	468.9
55°	1018.0	1029.9	1013.6	994.5	923.0	840.7	764.6	691.1	622.2	547.8	474.1
57.5°	998.9	1016.5	1008.9	985.2	915.4	839.7	766.5	697.9	630.3	550.7	471.6
60°	962.3	986.5	991.8	958.1	885.2	812.9	748.0	690.1	622.7	537.8	456.7
62.5°	910.5	930.1	944.0	898.1	825.9	757.2	706.5	660.8	592.2	499.5	426.0
65°	832.4	841.5	845.4	802.9	732.1	686.4	653.3	614.0	537.8	445.0	378.4
67.5°	716.2	715.0	718.9	699.1	646.9	623.0	601.0	558.3	469.4	382.8	316.4
70°	569.5	594.9	616.4	595.4	562.9	539.0	520.7	470.2	374.9	295.6	240.5
72.5°	463.6	484.3	496.0	477.7	446.2	429.1	405.0	354.7	263.9	210.2	165.0
75°	391.6	376.4	383.5	372.0	343.0	318.3	304.4	249.0	173.1	139.2	102.8
77.5°	353.7	329.6	314.2	289.5	256.3	228.3	214.1	154.8	109.1	82.0	59.3
80°	312.7	279.3	239.2	199.4	170.9	153.6	143.8	88.4	60.1	47.6	34.2
82.5°	237.8	206.3	167.4	138.7	114.0	99.4	88.1	50.5	33.9	25.2	19.5
85°	152.3	140.4	128.1	114.0	95.4	76.7	59.1	36.9	24.9	14.4	10.7
87.5°	73.5	61.0	60.5	55.9	53.2	42.0	24.9	8.5	5.4	4.6	2.9
90°	0.0	0.0	0.0	0.0	0.0	0.0	0.0	0.0	0.0	0.0	0.0



REPORT NUMBER: P173655

CATALOG NUMBER: ENT-FXX-LED-E1-SLL-7030-CWB

CANDELA DISTRIBUTION (continued):

	110°	115°	120°	125°	130°	135°	140°	145°	150°	155°	160°
0°	158.4	158.4	158.4	158.4	158.4	158.4	158.4	158.4	158.4	158.4	158.4
2.5°	158.9	158.7	158.2	158.2	157.9	157.7	157.4	157.4	157.7	157.2	157.0
5°	161.6	161.4	160.6	160.4	160.1	159.6	159.6	159.4	159.4	158.9	158.7
7.5°	164.8	164.3	163.8	163.6	162.8	162.8	162.8	163.3	163.3	163.3	163.6
10°	167.9	166.7	166.3	166.3	166.0	166.3	167.0	167.4	168.2	168.7	169.2
12.5°	169.7	168.5	167.9	167.4	168.2	168.2	169.4	170.9	172.1	173.3	173.8
15°	174.1	171.9	170.9	169.7	169.7	169.7	170.9	172.1	173.6	175.0	175.3
17.5°	181.6	177.7	175.8	173.1	172.3	171.4	171.4	171.9	172.8	174.1	174.1
20°	189.2	185.3	182.1	179.2	177.2	174.5	172.6	170.9	170.1	170.6	170.6
22.5°	202.9	198.2	194.3	189.4	185.0	181.6	176.7	172.6	169.4	168.5	167.7
25°	227.5	220.9	214.3	207.0	202.1	195.8	188.9	182.1	175.8	171.4	167.4
27.5°	254.9	245.8	236.3	224.8	217.0	207.5	198.5	188.7	180.9	174.3	167.2
30°	281.0	264.1	250.5	236.1	223.4	210.4	199.2	187.7	179.2	171.4	162.8
32.5°	293.9	273.9	255.4	237.3	221.9	207.0	194.8	181.9	172.8	164.1	153.8
35°	302.9	279.0	256.8	235.8	218.5	202.1	188.2	174.8	164.1	154.0	142.3
37.5°	314.2	284.1	258.0	234.6	214.3	195.8	180.1	165.0	152.8	142.1	129.9
40°	328.8	292.0	259.5	231.2	208.0	187.0	170.9	154.5	141.6	130.1	118.9
42.5°	349.1	302.7	261.2	227.0	200.9	178.9	162.3	146.5	132.8	120.6	109.4
45°	369.1	315.2	265.6	225.8	196.3	173.8	156.2	139.4	125.0	112.1	99.1
47.5°	384.0	324.4	270.2	226.5	193.6	168.5	149.6	130.8	114.7	100.6	87.4
50°	393.5	330.3	274.4	228.5	191.1	161.4	139.2	120.1	103.5	89.6	76.4
52.5°	398.4	332.0	275.8	227.8	184.8	150.1	127.9	109.6	93.7	80.1	68.3
55°	399.8	330.3	272.7	220.9	173.8	138.9	117.7	100.3	85.0	72.0	61.5
57.5°	394.7	323.0	261.4	207.0	159.2	128.1	106.7	89.8	75.2	63.7	54.2
60°	378.1	306.1	241.7	185.3	142.8	113.8	92.3	75.7	63.7	53.7	47.1
62.5°	347.9	277.6	214.8	158.2	120.3	94.0	73.7	59.3	49.6	42.5	39.0
65°	310.0	238.5	174.5	125.7	92.0	70.1	53.0	43.4	36.6	32.5	30.8
67.5°	253.4	186.5	130.6	89.6	63.5	47.6	35.9	30.8	27.8	26.6	26.1
70°	182.3	129.4	86.4	58.1	41.2	32.5	26.1	23.9	22.7	22.7	23.0
72.5°	120.1	79.8	52.7	37.1	29.3	24.4	21.2	20.3	20.3	20.8	21.0
75°	70.3	46.4	32.5	27.1	23.2	20.5	18.8	18.1	18.1	18.3	18.3
77.5°	41.5	28.6	23.2	20.5	18.8	17.6	16.6	15.6	15.4	15.4	16.1
80°	25.6	20.3	18.1	16.3	15.1	14.1	13.2	13.2	13.2	13.0	13.4
82.5°	16.6	14.4	14.1	13.7	12.2	11.2	10.3	10.3	10.7	10.3	10.5
85°	10.0	9.5	9.3	9.3	8.8	8.3	7.6	7.6	8.3	8.1	7.1
87.5°	2.7	2.4	3.2	2.9	3.4	3.4	3.4	3.9	5.1	6.6	4.9
90°	0.0	0.0	0.0	0.0	0.0	0.0	0.0	0.0	0.0	0.0	0.0



REPORT NUMBER: P173655
 CATALOG NUMBER: ENT-FXX-LED-E1-SLL-7030-CWB

CANDELA DISTRIBUTION (continued):

	165°	170°	175°	180°	185°	190°	195°	200°	205°	210°	215°
0°	158.4	158.4	158.4	158.4	158.4	158.4	158.4	158.4	158.4	158.4	158.4
2.5°	156.7	157.0	156.5	156.2	156.5	156.7	156.0	155.7	155.5	155.2	155.5
5°	158.4	158.4	157.7	157.2	157.2	157.0	156.2	156.0	155.0	154.8	155.5
7.5°	163.3	163.1	162.3	161.6	161.4	161.4	159.6	158.9	158.4	157.0	157.2
10°	168.9	168.9	169.2	168.2	167.0	166.7	164.8	163.6	162.8	161.6	161.1
12.5°	173.3	172.6	172.3	170.9	169.7	169.2	167.4	166.5	165.5	164.3	164.1
15°	174.8	173.3	172.3	170.6	169.2	168.2	166.7	165.8	164.5	163.8	163.3
17.5°	173.3	171.9	170.4	168.5	166.5	165.3	163.6	162.1	161.6	160.6	159.2
20°	170.1	168.5	166.7	164.3	162.1	160.4	158.4	157.2	155.7	154.3	151.4
22.5°	166.3	164.3	162.6	159.4	157.2	155.2	153.1	151.1	149.4	146.5	142.1
25°	163.6	159.4	156.5	152.1	149.6	147.2	146.2	144.3	141.8	136.7	131.3
27.5°	159.6	152.1	146.7	142.3	138.9	136.0	134.3	132.1	129.6	124.7	119.1
30°	153.1	144.3	139.2	134.5	130.6	127.4	124.3	120.1	116.9	111.3	107.4
32.5°	143.0	135.7	131.1	126.7	121.6	117.4	113.5	108.6	104.0	98.4	95.0
35°	131.8	125.2	119.4	114.7	109.4	105.2	101.1	95.4	91.0	85.9	82.8
37.5°	120.1	113.0	106.2	100.8	95.9	91.3	87.6	82.3	77.6	72.7	71.0
40°	109.6	101.6	94.2	88.9	83.5	78.8	75.0	69.3	65.4	62.0	60.1
42.5°	99.4	90.8	84.0	78.4	73.0	68.1	63.0	58.6	55.2	53.7	51.0
45°	87.9	79.1	72.5	66.4	62.0	56.9	53.0	50.1	47.9	46.6	44.9
47.5°	76.1	68.8	62.0	56.4	51.0	46.6	44.2	42.7	42.0	41.0	40.3
50°	66.6	60.3	53.5	48.1	43.2	40.0	38.8	38.1	37.6	37.1	36.9
52.5°	60.1	53.2	47.1	42.0	38.3	36.6	36.1	35.6	35.2	34.9	34.7
55°	54.9	48.1	42.5	38.1	35.4	34.9	34.7	34.2	33.7	33.7	33.2
57.5°	48.8	43.0	38.1	34.9	33.4	33.2	33.0	32.7	32.5	32.5	32.2
60°	42.5	38.1	34.9	32.7	32.2	31.7	31.2	30.8	30.5	31.0	31.2
62.5°	36.1	33.4	31.5	30.8	30.3	29.5	29.0	28.6	28.6	29.0	29.8
65°	30.0	29.0	28.6	28.1	27.8	27.6	27.1	26.6	26.6	26.6	27.1
67.5°	25.9	25.4	25.4	25.2	24.9	24.9	24.4	23.9	23.9	23.9	23.9
70°	22.7	23.0	23.0	23.0	22.7	22.5	22.2	21.7	21.5	21.0	20.5
72.5°	21.0	20.8	20.5	20.3	20.0	19.8	19.5	19.3	18.8	18.3	17.8
75°	18.8	18.3	17.6	17.3	17.1	16.6	16.6	16.3	15.9	15.1	14.6
77.5°	16.3	15.9	15.1	14.6	14.6	14.4	13.9	13.7	13.0	12.2	11.7
80°	13.2	12.5	11.7	11.5	11.2	11.0	10.7	10.5	10.3	9.5	9.3
82.5°	9.8	9.0	8.3	8.1	7.8	7.3	7.1	7.1	7.1	6.3	5.9
85°	6.3	5.4	4.6	3.9	3.9	3.7	3.2	2.7	2.2	1.5	1.0
87.5°	3.2	1.7	1.0	0.3	0.3	0.3	0.0	0.0	0.0	0.0	0.0
90°	0.0	0.0	0.0	0.0	0.0	0.0	0.0	0.0	0.0	0.0	0.0



REPORT NUMBER: P173655
 CATALOG NUMBER: ENT-FXX-LED-E1-SLL-7030-CWB

CANDELA DISTRIBUTION (continued):

	220°	225°	230°	235°	240°	245°	250°	255°	260°	265°	270°
0°	158.4	158.4	158.4	158.4	158.4	158.4	158.4	158.4	158.4	158.4	158.4
2.5°	155.5	155.2	155.5	155.7	156.7	157.2	157.4	157.4	157.7	158.2	158.4
5°	155.5	154.0	154.0	154.5	155.0	155.7	156.0	156.0	156.2	157.0	157.7
7.5°	156.2	155.0	154.3	154.0	154.3	154.8	154.8	154.8	155.0	155.7	156.5
10°	159.4	157.4	156.2	154.8	153.8	153.6	153.3	153.3	153.8	154.8	155.5
12.5°	162.1	159.9	157.9	156.0	154.0	152.8	151.8	151.4	151.6	152.6	154.0
15°	161.8	158.7	156.5	153.6	151.4	149.6	148.2	147.7	147.9	148.7	150.4
17.5°	156.7	153.1	150.1	147.0	144.5	143.3	142.6	142.3	142.8	144.3	145.7
20°	148.2	143.3	141.1	139.4	137.2	136.5	135.0	135.0	134.7	134.7	135.5
22.5°	137.2	132.5	131.1	130.1	127.9	126.2	124.5	124.3	122.5	122.8	122.5
25°	126.5	121.1	119.6	118.4	115.7	113.3	111.3	110.1	108.1	107.9	107.2
27.5°	114.5	109.9	108.1	106.2	103.0	100.6	98.1	96.4	94.7	93.0	92.5
30°	102.3	98.1	96.4	94.7	91.0	88.9	85.4	83.0	81.5	79.1	77.9
32.5°	90.6	86.7	85.0	83.0	78.8	74.7	72.3	69.3	67.1	63.9	62.5
35°	78.8	75.0	72.3	71.0	66.9	62.5	60.3	56.4	53.7	51.0	50.5
37.5°	67.6	63.9	62.0	59.3	56.1	52.7	49.1	46.9	45.7	45.2	44.9
40°	57.1	54.4	52.5	50.8	47.9	45.4	43.7	43.2	43.2	43.2	43.4
42.5°	49.6	47.1	46.1	43.9	42.5	41.7	41.7	42.0	42.2	42.7	43.2
45°	43.4	41.5	40.8	40.0	40.0	39.8	40.3	40.8	41.5	42.2	42.7
47.5°	39.0	37.6	37.1	37.4	37.8	38.1	39.0	39.8	40.5	41.0	41.5
50°	35.9	34.7	34.2	34.4	34.9	35.6	36.4	37.4	38.1	38.6	38.8
52.5°	33.9	33.0	32.5	32.5	33.2	33.9	34.9	35.6	36.4	36.6	37.1
55°	32.5	31.7	31.0	31.2	32.0	32.5	33.0	33.4	33.9	34.2	35.2
57.5°	31.5	30.5	30.0	30.3	30.5	30.0	30.5	31.0	31.5	32.0	32.5
60°	30.3	29.5	28.8	28.3	27.8	27.8	28.1	28.6	29.5	30.3	31.0
62.5°	29.0	28.1	27.3	26.6	25.9	25.6	25.9	26.4	27.3	28.3	28.8
65°	26.8	25.6	24.9	24.7	24.4	24.2	24.4	24.9	25.9	26.6	27.3
67.5°	23.7	22.7	22.5	22.2	22.0	22.2	22.5	23.0	23.9	24.7	25.4
70°	20.0	19.8	19.5	19.5	19.5	19.8	20.0	21.0	21.7	22.7	23.0
72.5°	16.8	16.6	16.3	16.8	16.8	16.8	17.3	18.6	19.5	20.5	21.0
75°	14.1	14.1	13.9	13.7	14.1	14.1	14.6	15.6	16.3	17.1	17.3
77.5°	11.7	11.5	11.2	11.2	11.5	11.5	11.5	11.9	12.5	12.5	12.5
80°	9.0	8.5	8.3	8.1	7.8	7.3	7.3	7.6	7.6	7.6	8.1
82.5°	5.1	4.9	3.9	3.2	3.2	2.9	2.7	2.7	2.7	3.2	3.4
85°	0.7	0.5	0.3	0.3	0.3	0.3	0.3	0.3	0.3	0.5	0.5
87.5°	0.0	0.0	0.0	0.3	0.3	0.3	0.5	0.5	0.5	0.7	0.7
90°	0.0	0.0	0.0	0.0	0.0	0.0	0.0	0.0	0.0	0.0	0.0



REPORT NUMBER: P173655
 CATALOG NUMBER: ENT-FXX-LED-E1-SLL-7030-CWB

REPORT N
 CATALOG

CANDELA DISTRIBUTION (continued):

CANDELA

	275°	280°	285°	290°	295°	300°	305°	310°	315°	320°	325°	
0°	158.4	158.4	158.4	158.4	158.4	158.4	158.4	158.4	158.4	158.4	158.4	0°
2.5°	158.2	158.7	158.7	159.2	159.2	159.4	159.9	159.9	160.4	160.4	160.9	2.5°
5°	157.7	158.2	158.4	159.2	159.6	160.1	160.9	161.1	162.1	162.6	163.1	5°
7.5°	157.0	157.9	158.4	159.4	160.4	161.1	162.1	162.8	164.1	164.8	165.5	7.5°
10°	156.2	157.7	158.7	160.4	161.6	162.8	164.5	165.3	166.3	167.9	169.2	10°
12.5°	155.5	157.0	158.7	160.4	163.3	165.0	167.2	169.2	170.4	172.8	174.8	12.5°
15°	151.8	153.3	155.7	158.2	160.9	164.5	167.2	170.9	174.1	178.2	181.6	15°
17.5°	146.5	147.9	149.9	152.1	155.0	158.4	163.1	167.7	172.6	179.7	186.5	17.5°
20°	136.2	136.7	138.7	141.1	144.3	148.2	153.6	159.4	166.5	175.8	185.5	20°
22.5°	121.8	121.6	122.5	125.2	128.7	132.1	137.9	144.5	152.6	164.1	178.2	22.5°
25°	105.4	106.4	105.7	108.9	112.1	116.7	122.3	129.4	138.4	152.1	167.2	25°
27.5°	90.3	91.0	92.0	93.5	96.2	101.1	107.2	115.0	125.5	140.1	157.4	27.5°
30°	75.9	75.7	76.4	77.6	79.8	85.4	91.0	100.8	111.3	126.7	146.0	30°
32.5°	61.0	60.8	61.0	62.3	65.2	69.3	76.1	85.0	97.2	112.3	132.8	32.5°
35°	50.1	49.3	50.1	51.7	53.5	56.9	63.5	72.0	83.0	97.9	115.7	35°
37.5°	45.2	45.2	45.9	47.1	48.8	51.5	56.1	62.3	72.0	86.4	101.6	37.5°
40°	43.7	43.9	44.4	45.4	47.1	49.6	53.0	58.3	65.9	76.9	89.8	40°
42.5°	43.4	43.4	43.4	43.9	45.4	47.9	51.7	56.6	63.0	70.8	81.8	42.5°
45°	43.0	42.7	42.7	42.7	43.9	46.6	50.8	56.1	62.0	68.8	77.4	45°
47.5°	41.7	41.5	41.5	41.5	42.5	44.9	49.1	55.2	61.5	68.8	77.4	47.5°
50°	39.0	39.3	39.3	39.5	40.3	42.7	47.1	53.5	60.5	68.6	78.4	50°
52.5°	37.4	37.8	38.1	38.6	39.0	41.2	45.9	53.0	60.5	69.3	79.8	52.5°
55°	35.6	36.6	37.4	37.8	38.3	40.3	45.7	53.7	62.5	72.7	84.2	55°
57.5°	33.0	33.9	34.7	35.9	37.1	39.3	44.9	53.9	64.9	77.6	92.0	57.5°
60°	31.5	32.0	32.2	33.0	33.7	36.4	42.5	52.3	64.2	79.8	98.9	60°
62.5°	29.5	30.0	30.5	30.8	31.0	32.7	37.8	48.1	60.5	77.4	100.1	62.5°
65°	27.8	28.3	29.0	29.3	29.8	30.8	34.2	42.5	54.7	72.7	96.4	65°
67.5°	25.9	26.6	27.1	27.3	28.1	28.6	31.0	37.6	46.9	64.5	87.4	67.5°
70°	23.7	24.7	24.9	25.4	25.9	26.1	28.1	32.2	39.0	51.3	73.0	70°
72.5°	21.5	22.0	22.2	22.7	23.2	23.7	24.9	27.8	32.2	39.3	53.0	72.5°
75°	18.1	18.8	19.3	19.5	20.0	20.3	20.8	22.7	25.4	30.3	37.6	75°
77.5°	13.4	14.1	14.9	15.6	16.1	16.1	16.6	17.6	19.0	22.5	26.8	77.5°
80°	8.5	9.3	9.8	10.3	10.5	11.2	11.7	13.4	13.9	16.3	19.0	80°
82.5°	3.9	4.6	4.9	5.4	6.1	6.6	6.8	7.3	8.5	9.8	11.7	82.5°
85°	0.7	0.7	0.7	1.0	1.0	1.5	1.5	1.9	2.4	2.7	3.2	85°
87.5°	0.7	1.0	1.0	1.0	1.2	1.2	1.2	1.2	1.5	1.5	1.5	87.5°
90°	0.0	0.0	0.0	0.0	0.0	0.0	0.0	0.0	0.0	0.0	0.0	90°



NUMBER: P173655

NUMBER: ENT-FXX-LED-E1-SLL-7030-CWB

DISTRIBUTION (continued):

330°	335°	340°	345°	350°	355°	360°
158.4	158.4	158.4	158.4	158.4	158.4	158.4
161.1	160.9	161.4	161.8	161.6	163.1	161.8
163.8	163.6	164.3	164.8	165.0	166.0	165.8
166.5	166.7	167.9	168.2	168.9	170.1	170.4
169.7	170.9	172.3	172.8	174.1	175.5	177.5
176.0	177.7	179.7	181.1	183.6	186.5	187.7
184.8	188.9	192.1	195.0	198.7	202.1	206.0
192.6	200.7	207.5	213.6	219.4	224.8	229.7
196.3	209.0	219.7	230.9	242.2	249.7	258.8
192.9	210.7	227.3	245.3	262.4	277.8	291.5
185.5	207.5	232.1	258.0	283.9	307.3	328.8
178.7	205.6	234.1	263.6	294.4	322.5	351.8
169.7	199.0	230.2	260.7	294.2	327.1	356.7
156.2	186.0	219.0	252.2	289.3	325.9	360.1
140.4	170.1	203.8	238.7	280.0	321.3	361.1
123.0	152.3	187.5	224.8	267.6	313.7	359.6
108.4	134.5	170.9	211.4	256.3	304.2	353.7
96.7	120.3	154.8	195.8	243.9	293.2	346.2
89.8	109.6	141.1	181.9	230.9	281.7	336.6
88.4	104.3	131.8	171.4	218.5	269.5	324.9
89.8	104.5	127.7	164.8	209.0	258.5	313.9
92.8	106.9	128.1	162.3	205.1	251.9	305.4
97.4	113.5	133.3	164.5	204.6	249.2	300.0
106.7	125.0	145.0	173.6	210.4	252.2	300.7
118.4	140.4	164.5	194.8	224.6	261.9	308.3
125.5	155.5	188.7	223.8	254.4	284.9	327.4
124.7	161.8	208.7	258.8	296.9	326.1	363.5
116.7	157.2	203.8	260.7	318.1	359.3	398.9
97.4	135.2	189.7	258.3	328.8	381.8	433.1
77.6	111.1	163.1	227.8	297.3	351.5	410.6
51.7	78.4	120.3	174.8	225.3	272.4	313.4
35.2	49.6	75.2	114.7	156.5	195.0	225.6
23.4	31.0	43.0	63.2	87.6	112.3	130.8
13.7	17.1	22.0	31.2	46.4	65.4	81.8
3.7	4.6	6.1	8.1	14.4	25.4	35.4
1.5	1.2	1.2	1.2	1.2	1.2	1.2
0.0	0.0	0.0	0.0	0.0	0.0	0.0

(END OF REPORT)